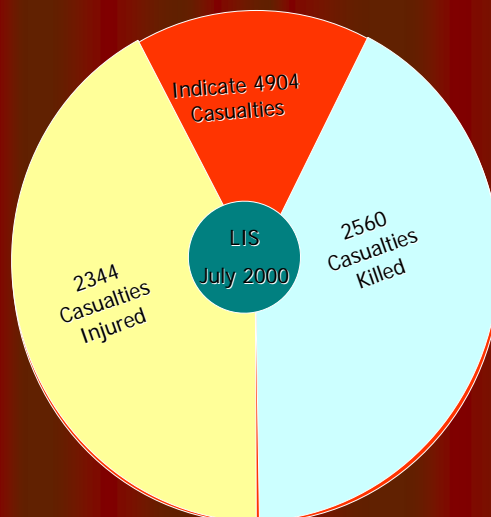


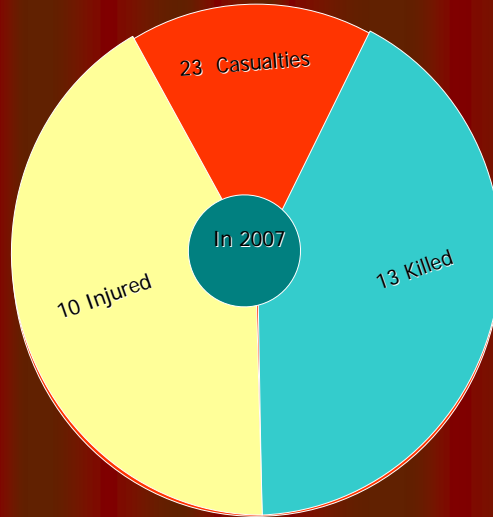


Yemen Mine Action Program Victims Assistance

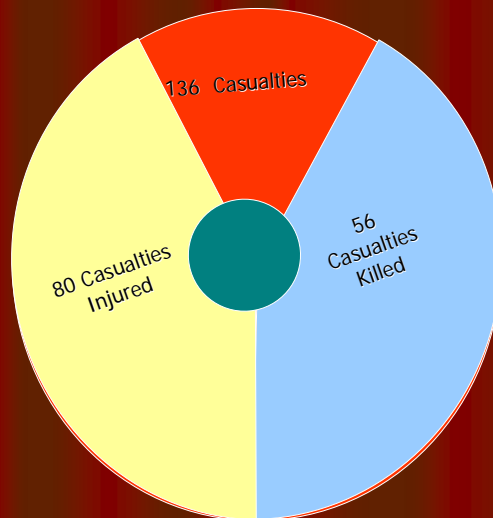
1 . Level Impact Survey (LIS) Completed in July 2000



Casualties In 2007



Over The past 18 Years From 1999 To August 2008

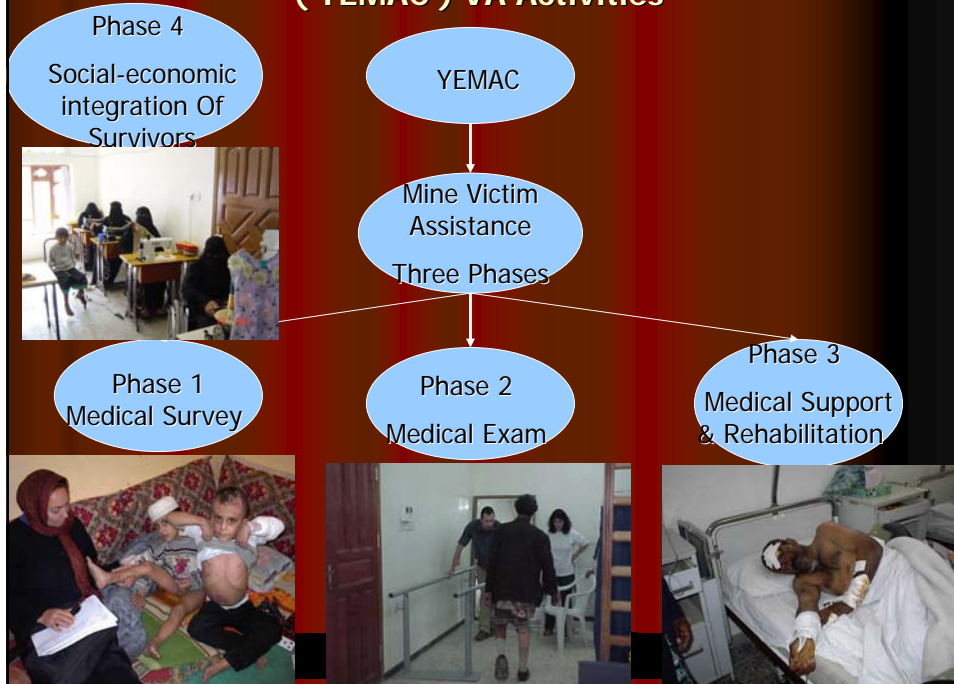


Reporting Land Mines Casualties

The Resources :

- 1 . Local clinic .
- 2 . Hospitals.
- 3 . Police Station.
- 4 . Ministry Of Local Administration.
- 5 . Security Personnel.
- 6 . Public.

(YEMAC) VA Activities



(Achievements)
Phase 1 Medical Survey

Year / Month	Medical survey phase				
	No. of Victims				
	M Child	M Adult	F Child	F Adult	Total Med_Sur
2001					185
2002					271
2003	19	92	6	28	145
2004	52	427	16	55	550
2005	3	200	0	3	206
2006	0	0	0	0	0
2007	6	66	2	16	90
Total	80	785	24	102	1447
2008					
Jan.	1	120	2	18	141
Feb	17	60	5	3	85
Mar					
Apr					
May	6	87	10	9	112
Jun					0
Jul	5	56	3	6	70
Aug	5	158	1	14	178
Sep					
Oct					
Nov					
Dec					
Total	34	481	21	50	586
Ground Total	114	1266	45	152	2033

(Achievements)
Phase 2 Medical Exam

Year / Month	Examination phase No of Victims				
	M Child	M Adult	F Child	F Adult	Total
2001	0	159	0	26	185
2002	12	101		18	131
2003	12	23	3	4	42
2004	7	122	8	11	148
2005	31	329	23	46	429
2006	10	110	5	16	141
2007	4	93	2	27	126
Total	76	937	41	148	1202
2008					
Jan.	54	50	2	10	116
Feb					
Mar	2	57	1	8	68
Apr					
May					
Jun	2	41	2	10	55
Jul					
Aug					
Sep					
Oct					
Nov					
Dec					
Total	58	148	5	28	239
Ground Total	134	1085	46	176	1441

(Achievements)
Phase 3 Medical Support

Year / Month	Medical Support Phase											Total Support	total Victims
	Support / Aid / Assistance Provided												
	Hearing Aid	Eye Glass	W.chair	Art.Limb	Surgery +Eye Surg.	ph. therapy	Inv.	Shose	Belt	crutches			
2001								0	0	0	0	0	185
2002	6	14	9	40	65	18	0	0	0	0	0	152	131
2003	0	9	2	13	5	1	0	0	0	0	0	30	42
2004	6	19	5	21	32	29	7	0	0	0	0	119	148
2005	31	76	26	71	42	35	177	0	0	0	0	458	429
2006	23	93	30	52	98	40	68	12	3	16	3	435	265
2007	25	49	17	31	32	15	22	12	1	31	1	235	166
Total	91	260	89	228	274	138	274	24	4	47		1429	1366
2008													
Jan.													
Feb.													
Mar.													
Apr.	14	32	7	3	2	5	0	5	0	7		75	58
May													
Jun.	2	17	7		5		7	2		23		63	77
Jul.		25	5	7	7	0	7	4	0	5		60	95
Aug.													
Sep.													
Oct.													
Nov.													
Dec.													
Total	16	74	19	10	14	5	14	11	0	35		198	230
Ground Total	107	334	108	238	288	143	288	35	4	82		1627	1596