


Hanga

MARGARET MATHIANCO

Republic of the Sudan

**Presentation
on the fulfillment of
Article 5
24-28 Nov 08
Geneva**



Contact Details:
 Elhavad B Bashir, Director National Mine Action Center,
 Khartoum Sudan (E-mail: info@nmac.org)
 J. Alul Bashir, Director Southern Sudan Mine Action Center,
 Juba Southern Sudan (E-mail: juba@nmac.org)
 (Mission Team) UNEP STA Mine Action Capacity
 Development, (E-mail: team@unep.org)

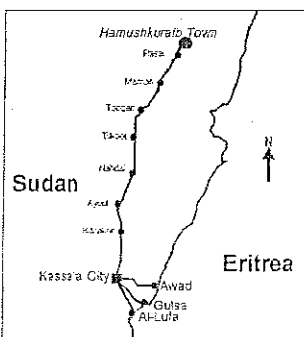
Q. 1: What is the plan to destroy all mines in mined areas

1. Determine the scope and impact of the mine/ERW contamination problem through a Nation wide Landmine Impact Survey, nearly completed
2. Allocate enough resources from the national budget (GONU and GOSS) to fund mine action activities in the country
3. Build necessary national mine/ERW clearance assets to clear mines in mined areas
4. Work with UN and other international organizations to clear 80% of high and medium impact areas by 2011 and the rest by 2014
5. Clear all mines in mined areas by 2014

Q. 2 What has been achieved since April 2007

National mine/ERW clearance assets:

- > Clearance/verification of 446 Km long Babanusa-Wau Railway line
- > Clearance/verification of 640 Km high priority roads in Eastern and central parts of the Sudan



National mine/ERW clearance assets ...

NO	ROAD	IN LENGTH	IN SQUARE METERS
1	BABANUSA-WAU RAILWAY LINE	446	446,000
2	ROADS CLEARED IN EAST OF SUDAN	211	262,000
3	TOKAR-GARORA ROUTE	104	6,600,000
4	KADUGLI-ELHAMRA-KAUDA ROUTE	119	5,960,000
5	MALAKAL-AYOD ROUTE	144	7,200,000
6	ELHAMRA-UMM DORIN-TALODI ROUTE	62	23,050,000
TOTAL		1086	43,508,000

Progress by UN and other organizations, area cleared, summary by region

Table 2.1: Area cleared (square meter) per region

State	Prior to 2008	Sep-05	Oct-06	Year 2008	Total
A	B	C	D	E	F
Bahr El Ghazal	1,636,254	2545	2207	2080390.5	1,841,349
Central	1,100,640	7893	7100	287,038	1,387,739
Darfur	31,429	1700	0	1700	33,129
Eastern	9,313,561	0	0	337904	9,651,556
Equatoria	10,071,750	100,311	23,757	3,815,244	13,899,894
Kordofan	10,894,515	22284	5060	640,639	11,575,154
Upper Nile	1,284,406	0	514	3,404,127	4,689,533
Total	34,374,690	124,733	33,736	8,694,692	43,039,452

Progress by and UN/other organizations, roads verified and cleared

Table 4.1: Road assessment (kilometer)

Period	Southern Region	Northern Region	Western Region	Total
Prior Year 2008	5,226	12,615	1,851	19,692
Sep-05	0	0	0	0
Oct-06	0	0	0	0
Year 2008	4,233	163.6	449	4,651
Total	9,459	12,984	2,100	24,543

Progress by and UN/other organizations, devices destroyed

	AP	2,214	0	401	2,615
	AT	1,141	0	11	1,152
	FRAG	0	0	1	1
Prior to 2007	SAA	123,366	1	102,385	225,743
	UXO	307,239	317	18,675	324,261
Year 2007	AP	2,422	0	292	2,714
	AT	1192	0	87	1,269
	FRAG	2	0	0	2
	SAA	5,201	0	130,385	135,586
	UXO	312,467	527	3,406	316,400
Year 2008	AP	476	0	212	691
	AT	28	0	7	35
	FRAG	0	0	0	0
	SAA	1	0	3055	3056
Year 2009	UXO	21,972	0	566	22,538
Total	AP	6,224	0	935	6,159
	AT	2,369	0	116	2,484
	FRAG	2	0	1	3
	SAA	128,588	1	258,796	387,385
	UXO	705,615	874	20,603	727,292


Q.3 What work remains to be done ?

Table 1.1 Number of dangerous areas per state.

State	Total Number of DA	DA Cleared	DA (Waiting Clearance)
A	B	C	D
Blue Nile	103	46	114
Central Equatoria	931	532	449
East Equatoria	611	356	212
Gaazari	1	0	1
Jongley	95	29	65
Kassala	77	23	54
Lakes	165	126	38
North Bahr El Ghazal	97	38	61
North Darfur	74	66	14
Red Sea	4	0	4
South Darfur	22	13	9
South Kordofan	784	431	273
Unity	10	8	11
Upper Nile	82	9	78
West Nile	336	214	121
West Bahr El Ghazal	355	111	244
West Darfur	19	17	2
West Equatoria	246	116	130
Total	4,060	2,170	1,980


Q. 4 Challenges, impediments

- Lack of enough funding for development of national capacities,
- Lack of modern technologies, expertises
- Lack of equipment, such as Caspers, flails, and other heavy machinery ,
- Logistical difficulties, long rainy seasons,
- Political complexities and uncertainties




Q.5 State Financial and Technical Means ?

- GoNU and GOSS provided more than US\$ 9 million to procure mine action equipment and cover the of mine action operations
- Mine action included in the budget of GoNU and GOSS
- Recruited more than 120 management and field staff on state pay roll
- Trained 260 deminers in Nairobi and in China
- 110 deminers deployed to the field




Q. 6, Priorities for Assistance

- Technical and financial assistance in strengthening/ developing national management and operations capacities
- Specialized/focused and on the job training in coordination, planning, quality assurance, monitoring, information management.



Q. 6, Priorities for Assistance..

- Provision of equipment (Vehicles, flail machines, mine detectors)
- Technical and financial support to the implementation of the transition and three operations plan



Q. 7 Mine action by UN and External Organizations

- Mine action is still largely being coordinate/managed by the UN,
- A large number of external organizations are engaged in mine action activities

Q. 8 Mine Action Transition to National Ownership

- The GONU, GOSS and UN finalized a mine action transition plan on 18 Nov. 2008
- Mine action transition plans are being developed with a deadline of 2011 for full transition and full national ownership
- Mine action capacity development plans in support of the transition process are being developed

THANK YOU
Questions and Comments

