



1

### Achievements during 2019-2020

**Progress during 2019 - 2020 and remaining areas**

2019 Remaining challenge: **8,848,210 m<sup>2</sup>**  
 Target for the period 2019-2020: **2,758,249 m<sup>2</sup>.**

Tajikistan addressed **3,063,986 m<sup>2</sup>** for the period 2019-31.10.2020 representing progress of (111%) against the target.

During 2019-10.2020, previously unknown mined areas measuring **954,118 m<sup>2</sup>** were identified. Also confirmed minefields with MFRs measuring **684,528 m<sup>2</sup>.**

In 2020, mechanical demining assets was used on the flat areas of the Tajik-Afghan border to support mine clearance process in Tajikistan. Total processed by MDM – **126,358 m<sup>2</sup>.**

Landmines & UXO Destroyed  
**10,051 pcs**

Land cleared and reduced  
**1,853,524 sqm**

Land cancelled by non-technical survey  
**1,210,462 sqm**

Total Land Released  
**3,063,986 sqm**

2

### Plan to address remaining contamination

Tajikistan has a remaining challenge as of October 2020 - 176 hazardous areas measuring 8,723,812 m<sup>2</sup>.

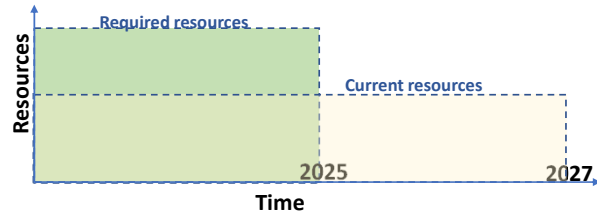
This includes:

- 147 confirmed hazardous areas measuring 7,907,210m<sup>2</sup>;
- 26 SHA (excluding 3 SHA with no MFR) measuring an estimated 610,000m<sup>2</sup>;
- Also 3 SHA in village Saghirdasht, Darvoz district doesn't have MFRs – 908,852 m<sup>2</sup>.

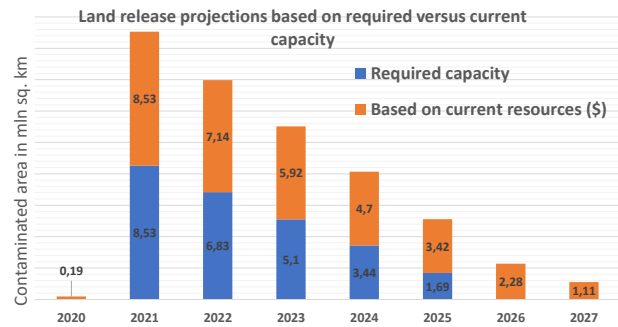
During the extension period Tajikistan will address the following:

- 176 CHA&SHA measuring 8,723,812 m<sup>2</sup>

**This 2021-2025 goal is based on increasing current capacity.**



Clearance rate projection based on capacity available in 2021

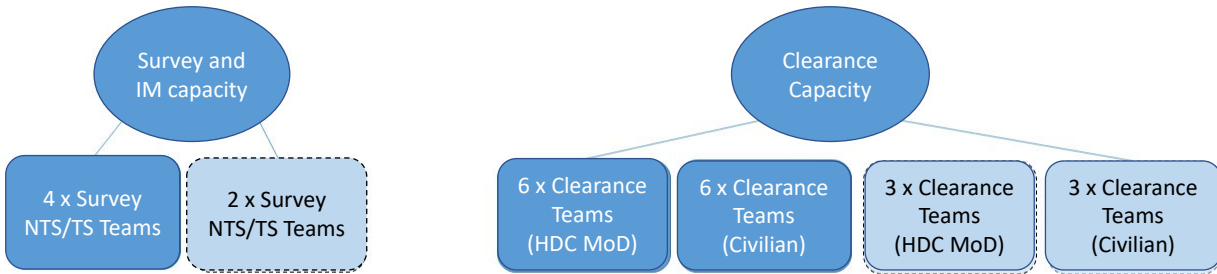


3



### Current vs Needed Survey and Clearance Capacity

Management and Leadership Structures



■ Current TNMAC Capacity  
 □ Additional Capacity Needed by TNMAC to meet the 2025 Deadline

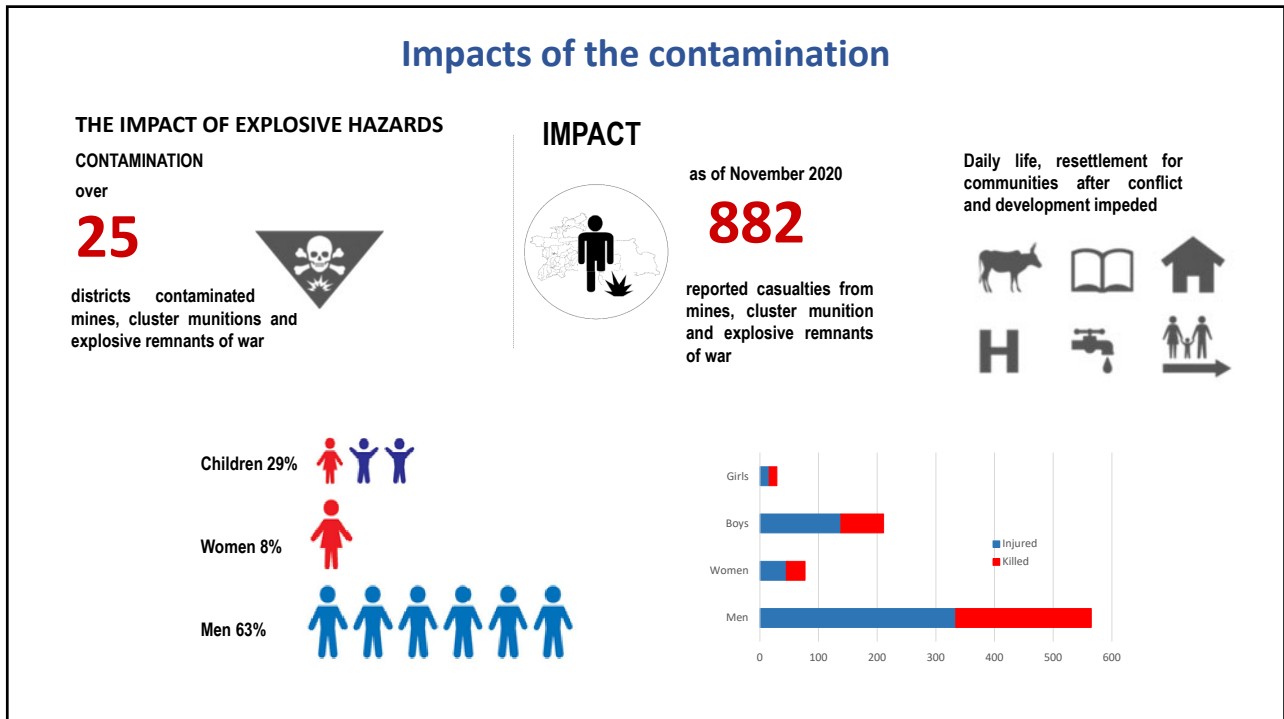
Logistical and Administrative Support Structures

4

### Current assistance and required funding

Year	Annual Milestone (square metres)	Current national resources (US \$)	Current international resources (US \$)	Current resources (US \$)	Additional Funding Required for increasing capacity	Total
2020	197 873					
2021	1 709 391	480 000	2 600 000	3 080 000	2 514 848	5 594 848
2022	1736854	480 000	2 600 000	3 080 000	2 575 816	5 655 816
2023	1659106	480 000	2 600 000	3 080 000	2 403 215	5 483 215
2024	1745150	480 000	2 600 000	3 080 000	2 594 233	5 674 233
2025	1675438	480 000	2 600 000	3 080 000	2 439 472	5 519 472
<b>TOTAL</b>	<b>8 723 812</b>	<b>2 400 000</b>	<b>13 000 000</b>	<b>15 400 000</b>	<b>12 527 585</b>	<b>27 927 585</b>

5



6

## Main development partners of Tajikistan Mine Action Programme

### Current Donors:

- USA 
- Norway 
- OSCE 

### Partners:

- GICHD
- NPA
- FSD
- ICRC

### Past and potential Donors to help Tajikistan to be free of mine up to 2025

- Canada 
- Germany 
- UK 
- Japan 
- Switzerland 
- France
- Sweden 
- Belgium 
- Australia 

7

7

**Thank you for  
your attention**

8