

**COMPARATIVE TABLE  
DESTROYED AND CERTIFIED LANDMINES  
PLANIFICATION VERSUS PERFORMANCE DURING 2006**

YEAR 2006	FOD-1	FOD-2	FOD-3	FOD-4	FOD-5	D/S	DBM	TOTAL
ACCOMPLISHED JANURY DECEMBER	2,865	2,655	1,314	2,534	1,962	118	2,440	13,918
MONTH AVERAGE PLANIFICATION	208	208	187	209	192	42	240	1,283
PLANIFICATION YEAR 2006	2,500	2,500	2,192	2,504	2,312	500	2,883	15,391
2006 YEAR PERCENTAGE ACCOMPLISHED	115.54	107.4	59.94	101.19	84.86	23.6	84.63	90.43%

**RESPONSE TO UXO's DENUNCIATIONS AND DESTRUCTION**

YEAR 2006	FOD-1	FOD-2	FOD-3	FOD-4	FOD-5	D/S	DBM	TOTAL
UXO's	57	13	10	10	14	963	13	1,080
RESPONSE TO DENUNCIATIONS *	21	4	3	7	9	67	6	127

• RESPONDING TO 127 DENUNCIATIONS, 86 SAPPER TEAMS  
WORKED DESTROYING 1,080 UXO's



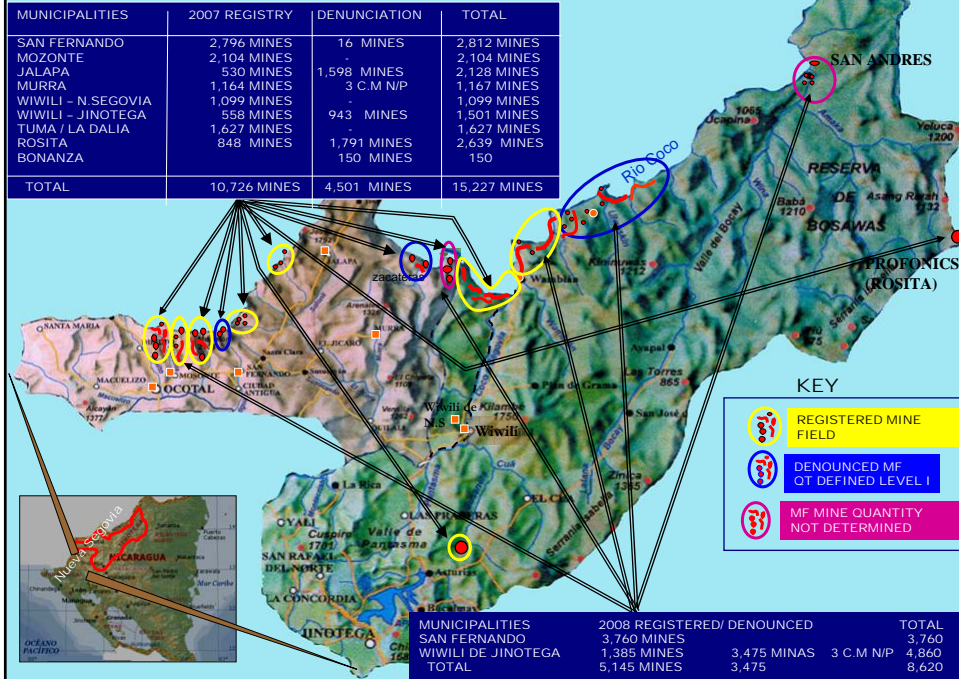




## ELECTORAL PROCESSES YEAR 2006

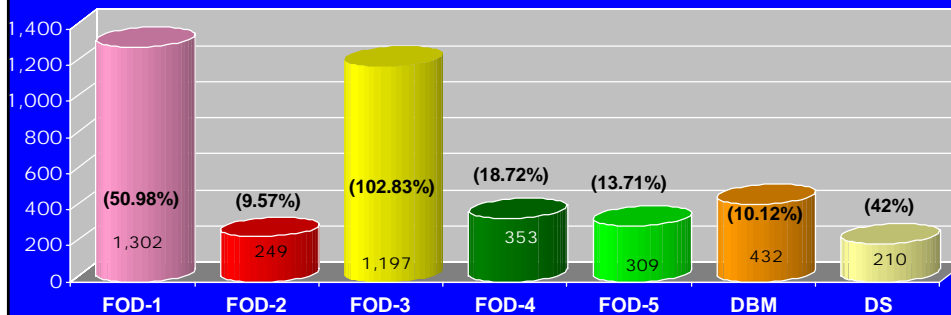


## YEAR 2007 - 2008 DEMINING PROJECTION





## RESULTS HUMANITARIAN DEMINING OPERATIONS FRONTS JANUARY 01 TO MARCH 31, 2007

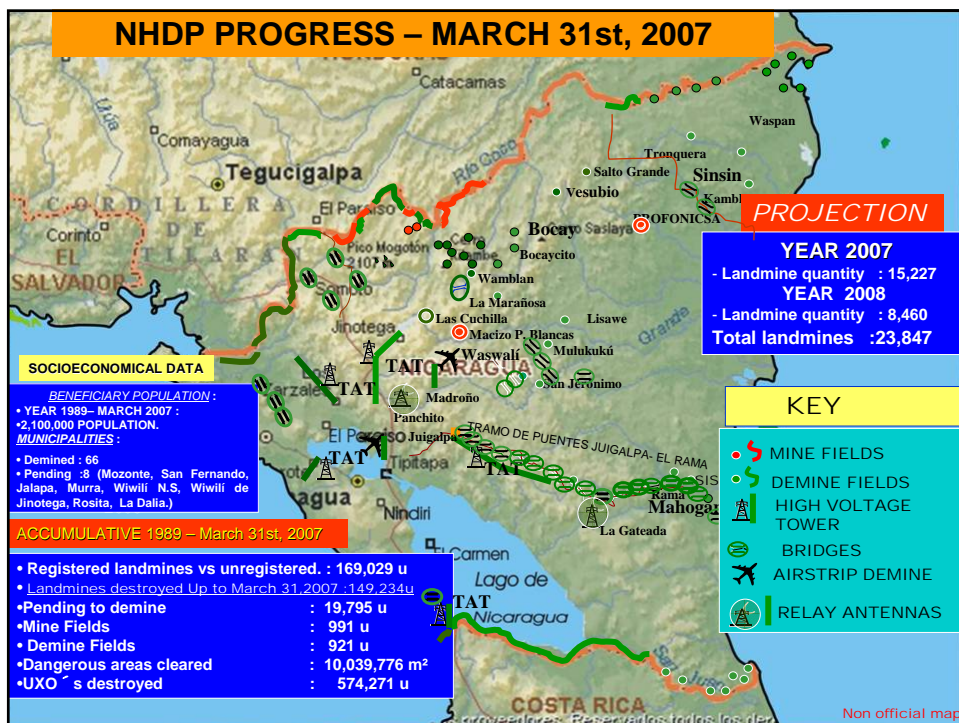


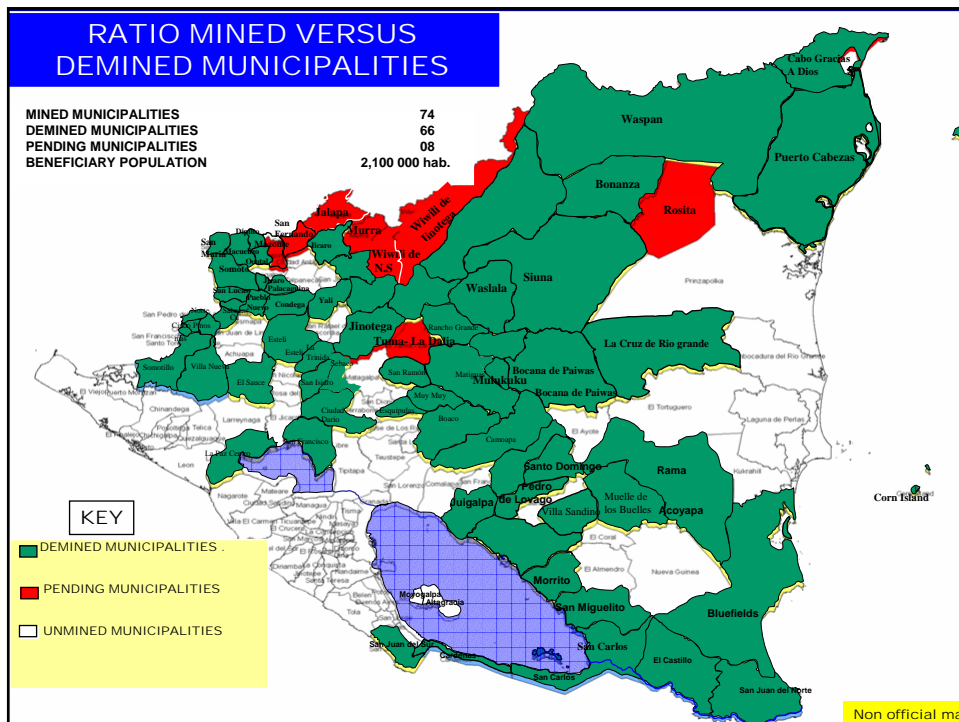
ANNUAL  
PLAN:

PLANIFICATION	: 15,227 M	MONTHLY AVE. PLANIF.	: 1,282 M
ACCOMPLISHED	: 4,052 M	% ACCOMPLISHED.	: 26.61%

- LANDMINES IN AND OUT OF REGISTRY : 169,029 U
- LANDMINES DESTROYED AND CERTIFIED SINCE 1989 TO MARCH 31 2007: 149,234 U
- PENDING TO DEMINE ABRIL 2007- DECEMBER - 2008 : 19,795 U

## NHDP PROGRESS – MARCH 31st, 2007





### LIMITATIONS FOR THE DEVELOPMENT OF THE 2007-2008 DEMINING OPERATIONS

- ★ REDUCTION OF 100 MEN AND WOMEN IN THE OPERATIONS FRONTS N° 3, 4, 5 ON APRIL 2007, WHO WERE FINANCED THROUGH PADCA/OEA.
- ★ LACK OF ENOUGH MINELAB DETECTORS AND MEANS OF PROTECTION.
- ★ LACK OF FINANCING UP TO U\$ 4,745.000 DOLLARS TO CONTINUE OPERATIONS DURING 2008.

## ACTUAL DIFFICULTIES DUE TO LACK OF FINANCING OF THE DEMINING OPERATIONS IN NICARAGUA

PP UU	2007				2008				2009			
	QUARTER				QUARTER				QUARTER			
	I	II	III	IV	I	II	III	IV	I	II	III	IV
F-1												
F-2												
F-3												
F-4												
F-5												
DBM												
D-S												

SMALL SAPPER UNITS  
 SECURED FINANCING  
 PARTIALLY SECURED FINANCING  
 LACK OF FINANCING UP TO US\$ 4,745.000 DOLLARS

- REDUCTION OF 1/3 OF DE SAPPER PERSONNEL OF THE FODH No. 3, 4, 5 Y D/S.
- FINANCING OBTAINED FROM THE DANISH COOP. UNTIL DECEMBER 2007 FOR THE FODH No. 1 Y 2.

## COOPERANTS COUNTRIES AND ORGANIZATIONS

Denmark Kingdom  
 Spain Kingdom  
 Canada  
 Russian Federation  
 United Nations Org  
 Argentine Republic

Sweden Kingdom  
 United Kingdom  
 Japan  
 European Committee  
 French Republic

Norway Kingdom  
 United States of America  
 Fed. Republic of Germany  
 Organization of American States  
 Commonwealth of Australia



## CONTRIBUTORS COUNTRIES

Argentine Republic  
 Republic of Bolivia  
 Republic of Chile  
 Republic of Guatemala  
 Republic of Peru  
 Eastern Republic of Uruguay

Federative Republic of Brazil  
 Republic of Colombia  
 Republic of Ecuador  
 Republic of Honduras  
 Republic of El Salvador  
 Bolivarian Republic of Venezuela.





**THANK YOU**