

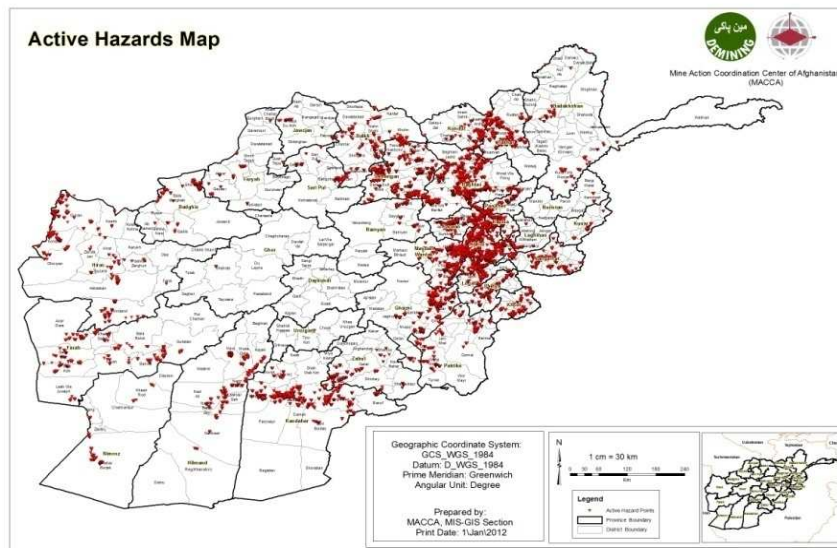


2023 Afghanistan Mine Free

# Anti Personnel Mine Ban Convention Afghanistan Extension Request 2013 – 2023

Presented to the APMBC Standing Committees  
Meetings 27 – 31 May 2013

## Current mines & ERW contamination



# Afghanistan Extension Request

- Submitted to ISU in August 2012
- Requesting 10 years extension beyond March 2013
- Had 308 projects, 4,442 hazards, 513.8 sq km
- First review conducted on 31<sup>st</sup> Dec 2012 it was realized that:
  - 2 X Projects covering 30 hazards with size of 1.36 sq km were closed
- Of 306 remaining projects, 1,034 hazards covering 79 sq km were planned for 1392 according to MBT projects list
- Of 1,034 hazards planned for 1392, so far 941 hazards covering 58 sq km are funded
- 93 hazards covering 21 sq km is the gap



3

## Remaining contamination:

Year	AP cost (including annual inflation 4%)	AT and AP/AT mixed cost (including annual inflation 4%)	BF cost (including annual inflation 4%)	Total clearance cost (including annual inflation 4%)	Survey and EOD cost	MRE cost	MACCA coordination cost	UN Project Office cost	4% annual inflation (for Survey, EOD, MACCA and UN)	Sub Total	Total cost
1392 (2013)	35.1	34.1	1.2	70.4	3.5	0.4	6	4	0.6	14.4	84.8
1393 (2014)	35.2	30.4	0.2	65.7	1	0.4	6	3	0.8	11.2	76.9
1394 (2015)	35.4	25.7	0.2	61.2	1	0.4	6	3	1.2	11.6	72.8
1395 (2016)	48.4	8.8	-	57.2	1	0.3	5	2	1.3	9.6	66.8
1396 (2017)	28.2	25.2	0.2	53.7	1	0.3	5	2	1.7	9.9	63.6
1397 (2018)	20.8	27.6	2	50.4	1	0.3	4	1	1.5	7.8	58.2
1398 (2019)	14.4	32.5	0	47	1	0.1	4	1	1.7	7.8	54.8
1399 (2020)	23.5	20.2	0.3	44	1	0.1	3	1	1.6	6.7	50.8
1400 (2021)	23.5	17.7	-	41.2	0.6	0.1	3	1	1.7	6.4	47.5
1401 (2022)	3.8	33.7	-	37.5	0.4	0.1	2	1	1.4	4.9	42.5
Total cost	268.3	255.9	4.2	528.3	11.5	2.2	44	19	13.5	90.3	618.6



4

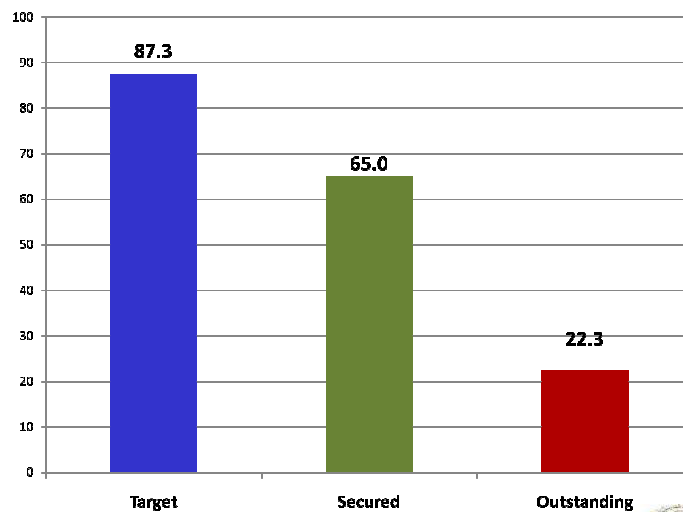
## Prioritization for clearance

Impact classification factor	Ottawa Ranking
Victims in the last 2 years	1
High impact with victims beyond 2 years	2
High & medium impact	3
Population over 100	4
Low impact	5
Low impact, top of mountains	6

5



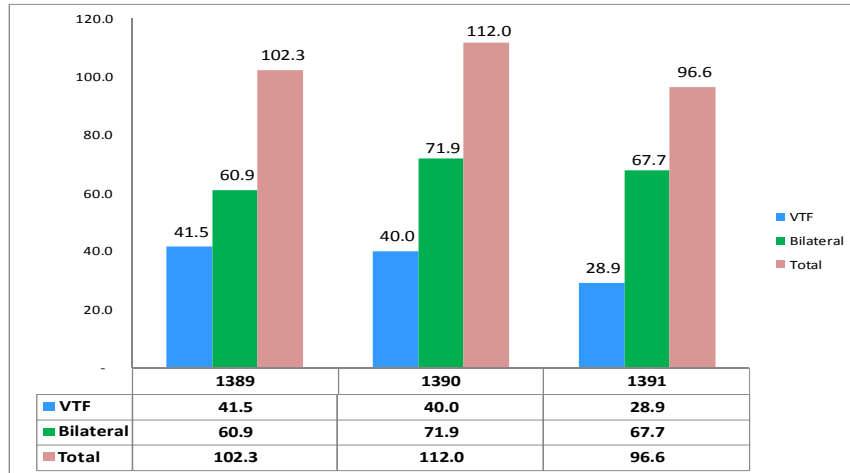
## MAPA Funding Status (million US\$) for 1392



6



**MAPA Funding Status (million US\$)**  
**Period 1389-1391 (April 2010 – March 2012)**



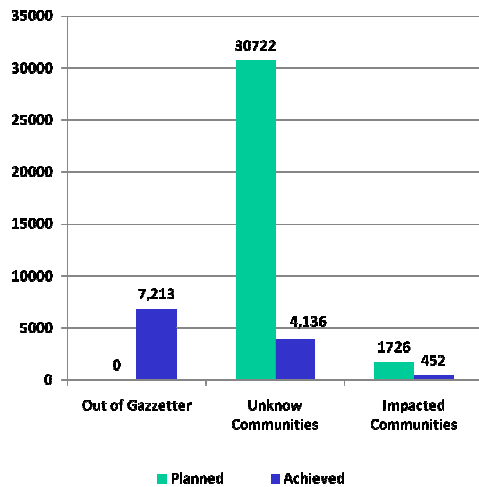
**Achievements versus plan:**

**Clearance April 2013 (first month of extension request):**

- 176 hazards covering 6.9 sq km area cleared
- 4 x hazards covering 0.2 sq km area cancelled
- It shows 9% progress during first month of 1392 (April 2013)



### Mine/ERW Impact Free Community Survey (MEIFCS) Progress (May 2012 to Mar 2013)



**Plan:** MEIFCS completion within two years by 58 teams

**Progress:** The MEIFCS is behind target because of two main reasons:

- ❖ Only 33 teams funded out of 58 teams required (56%)
- ❖ Unexpected increase in number of communities not in gazetteer.



### Proposal to Support Year 1 & 2 of Ottawa Extension Plan

- The proposal is seeking total amount \$165 million
- 107 Projects with estimated area of 138 sq km
- The project proposal was submitted to almost 20 Embassies in Kabul, UN Permanent Missions
- These projects will result in clearance of 666 communities, 108 districts and 2 provinces



### Other Fund Raising Efforts

- Proposal Submitted to UAE (\$37.7 mil and \$28 mil)
- Proposals Submitted to India (\$1 million and \$5 million)
- Proposal Submitted to GoA (\$11 million)
- Proposal Submitted to Italy (EUR1 million)
- A big donors event will launched in July 2013 for fund raising purpose

11



### Summary:

- 532 sq km area is contaminated by AP, AT and ERW
- 1,537 communities (4.7% of the population) are still impacted
- 670,000 Afghans still live within 500m of a MF
- 43 important development projects require mine action
- 32 people are still killed or injured every month

12



## **Risks that can be impediments to progress:**

- If security remains as a major challenges
- If financial contributions in support of MA decreased or If financial supports to mine action get more political driven decision
- If Mine Action remains distinct from the National Priorities
- If Government of AFG does not increase its financial support
- If the areas are decontaminated

13



## **MAPA Donors for 2010 - 2012**

USA, Japan, Australia, Germany, UK, Canada, UAE, EU, Netherlands, Norway, Oman, Sweden, Italy, Ireland, Lithuania, Finland, Korea, Austria, Belgium, and Denmark

14



**Our website:**  
[www.macca.org.af](http://www.macca.org.af)

